






GREENWOOD PUBLIC SCHOOL, ADITYAPURAM
OUR MOTTO - DEVELOPMENT WITH DELIGHT
SYLLABUS FOR PERIODIC- I+ TERM I (2022-23) FOR CLASS-I




<u>SUBJECTS</u>	<u>BOOKS</u>	<u>LESSONS</u>	<u>SKILLS</u>	<u>ACTIVITY+USE OF ICT</u>	<u>PARENTS INVOLVEMENT</u>
 	New English Ferry Literature	<u>PD-I</u> Unit-1 School Preparation Module- Get Ready Unit-2 About Myself, There Is Nobody Like Me, L-1 Listen to My Body <u>TERM-I</u> Unit- 3 My Family, L-2 Ria's Family	Read, Understand Pronunciation Clarity	<u>ICT – Extramarks</u> (All topics to be covered up on Extramarks) <u>Art Integrated Activity-</u> L-1 Listen to my body: Make a book craft (My Body) L-2 Ria's Family: Making Family Hut	Give Your Child Regular Loud Reading Practice.
	Writing Skills	<u>PD-I</u> Label writing, Object writing <u>TERM-I</u> Picture writing , My School	Effective writing communication, Spelling, Handwriting, Vocabulary	<u>Multiple Assessment:</u> Task-1: Reading Task-2: Recitation	Encourage your child to write in neat and clean handwriting
	Speaking Skills	<u>PD-I</u> Introduce Yourself <u>TERM-I</u> Good Manners	Discuss, Listen, Concentrate	<u>Subject Enrichment:</u> Task-1: Listening Skills (Narration) Task-2: Speaking Skills Topic- Good Manners, Introduce Yourself	Help your child to learn the poem. Encourage your child to speak in English at home also.
	Grammar Candid	<u>PD-I</u> L-1 The Alphabets L-2 Sentences, Singular/ Plural, Gender, Opposites, Definition of Noun <u>TERM-I</u> L-3 Nouns , L-4 Pronoun, L-5 Verbs, Singular/ Plural, Gender, Opposites, Definition of Pronoun	Comprehend Identify Recall		Arrange family discussions and take their suggestions. Also discuss your problems with them.
	Group Recitation	<u>PD-I</u> Ducks on the water <u>TERM-I</u> I can Be a Pal	Recite, Appreciate		Encourage your child to read the story books.
	Reading Skills	<u>PD-I</u> Reading Comprehension			



<u>SUBJECTS</u>	<u>BOOKS</u>	<u>LESSONS</u>	<u>SKILLS</u>	<u>ACTIVITY+USE OF ICT</u>	<u>PARENTS INVOLVEMENT</u>
HINDI 	<u>प्रसून</u>	<u>PD-I</u> पाठ-2: मैं भी, पाठ-3: गाली का उत्तर <u>TERM-I</u> पाठ-4: माँ की सलाह, पाठ-6: कर भला हो भला, पाठ-7: बन्दर की गिलहरी, पाठ-8: दाँत का दर्द	उच्चारण क्षमता, प्रवाह	<u>ICT – Extramarks</u> (All topics to be covered up on Extramarks) Art Integrated Activity- पाठ 1-पेड़ का चित्र बनाकर रंग भरिए और उस पर दो वाक्य लिखिए। पाठ 2-बतख का चित्र बनाकर रंग भरिए।	कठिन शब्द बोलकर लिखवाएं
	<u>पठन कौशल</u>	पाठ पढ़न, अपठित गद्यांश	बोधगम्यता		प्रतिदिन एक पेज पढ़ने का अभ्यास करवायें।
	<u>लेखन कौशल</u>	<u>PD-I</u> मेरा परिचय <u>TERM-I</u> मेरा विद्यालय	अभिव्यक्ति स्तर, शब्दचयन		कविता याद करवाएँ
	<u>मौखिक क्षमता</u>	<u>PD-I</u> कविता-झूला <u>TERM-I</u> कविता - बुरा न मानो	स्मरण शक्ति, आत्मविश्वास		कहानी सुनाकर बच्चों से प्रश्न पूछें
	<u>श्रवण क्षमता</u>	कहानी सुनाकर प्रश्न पूछना	विषय की समझ, एकाग्रता	Task-1: Reading Task-2: Recitation	
	<u>व्याकरण</u>	<u>PD-I</u> संज्ञा, विलोम शब्द, लिंग, वचन, पर्यायवाची, अनेक शब्दों के लिए एक शब्द <u>TERM-I</u> सर्वनाम, क्रिया, विलोम शब्द, लिंग, वचन, पर्यायवाची, मुहावरे, अनेक शब्दों के लिए एक शब्द	व्याकरणिक ज्ञान, भाषिक ज्ञान	Multiple Assessment: Task-1: Listening Skills (Narration) Task-2: Speaking Skills Topic-मेरा परिचय	
MATHEMATICS	<u>Interactive Mathematics</u>	<u>PD-I</u> L-1 Numbers, L-2 Two digit numbers L-3 Ordinal Numbers, L-4 Even and Odd Numbers <u>TERM-I</u> L-5 Numbers up to 1000, L-6 Addition, L-7 Subtraction L-8 Multiplication, L-9 Division	Identify, Logical Thinking, Decision Making	<u>ICT – Extramarks</u> (All topics to be covered up on Extramarks) Art Integrated Activity: • Subtraction and Addition by using colour papers. Multiple Assessment: Task-1: Mental Maths Task-2: Quiz on Tables (2-10) Subject Enrichment: Task-1: Lab Activity Lab Activity-Pg No. 24,29,23, 63,82,112,135,149)	Help your child in learning tables.



<u>SUBJECTS</u>	<u>BOOKS</u>	<u>LESSONS</u>	<u>SKILLS</u>	<u>ACTIVITY+USE OF ICT</u>	<u>PARENTS INVOLVEMENT</u>
<u>E.V.S.</u>	<u>Green Adventure</u>	<u>PD-I</u> L-1 My Info, L-2 My Wonderful Body L-3 Staying Healthy and Fit, L-4 My Family <u>TERM-I</u> L-5 Houses We Live In, L-6 Clothes We Wear, L-7 <u>Neighbours and Neighbourhood</u> , L-8 People Who Help Us, L-9 Food We Eat <u>G.D-</u> Importance of hygiene and ways to keep clean.	Self Awareness, Critical Thinking And Analysis	<u>ICT – Extramarks</u> (All topics to be covered up on Extramarks) <u>Art Integrated Activity-</u> <u>Ch-1</u> Make an Identity Card <u>Ch-2</u> Make a Book Craft <u>Ch-3</u> To prepare a healthy dish <u>Ch-4</u> To dip hands in a bowl of paint and get print hands on a sheet of paper and write the names of family members on fingers of handprint. <u>Multiple Assessment:</u> Quiz Topic- Stay Healthy and Fit <u>Subject Enrichment:</u> Lab Activity	Motivate your child to develop healthy eating habits and stay clean and tidy.
<u>COMPUTER</u> 	<u>Cloud Computing</u>	<u>PD-IL-1</u> About Me: <u>Compy</u> The Computer <u>TERM-I</u> L-2 Computer : A Life Line L-3 Know About My Parts	Observation Interpretation	<u>Art Integrated Activity-</u> <u>Ch-1:</u> Draw a picture of computer and colour it. <u>Ch-2:</u> Paste the pictures of different types of machines and computer. <u>MA:</u> Quiz -Computer A life line, <u>SE:</u> Lab Activity	
<u>ART & CRAFT</u>	<u>Art & Activity</u>	Topic- 1 to 15 Craft- Paper Lunch Bags, Play Dough	Exploration, Creative expression		
<u>G.K.</u>	<u>General Knowledge Times</u>	<u>PD-I</u> Animals and Plants [Page No. 3 to 7] Our Environment [Page No. 8 to 13] <u>TERM-I</u> Life Skills [Page No. 14 to 15] Language and Literature [Page No.16 to 19] In Our Surroundings [Page NO. 20 to 25]	General Awareness	.	Motivate your child to read English & Hindi news paper

<u>SUBJECTS</u>	<u>BOOKS</u>	<u>LESSONS</u>	<u>SKILLS</u>	<u>ACTIVITY+USE OF ICT</u>	<u>PARENTS INVOLVEMENT</u>
<u>P.E.</u>		Correct Postures, Introduction to Yoga, Sports Equipments, Shapes of Sports Equipment, <u>Games for Health</u> - Running, Jumping, Hopping, Skipping, falling in formation line, Roll Call; PEC Activity Card 1,3,4	Balancing Coordination	-	Play snake and ladder with your child.
<u>DANCE</u>		Rhythmic movements + single hand gestures + Introduction of <u>Tatkaar</u>			
<u>MUSIC</u>		Prayer + National Anthem + <u>Gayatri Mantra</u>	<u>National Anthem</u> - https://www.youtube.com/watch?v=R0Q4asI70Bg <u>Gayatri Mantra</u> - https://www.youtube.com/watch?v=SPm-Qy5m39E		

