



# GREENWOOD PUBLIC SCHOOL



## ADITYAPURAM, GWALIOR

SESSION 2022-23

SYLLABUS FOR THE MONTH OF MARCH-APRIL

CLASS-NURSERY

SUBJECTS

SYLLABUS

ACTIVITY + USE OF ICT

PARENTS INVOLVEMENT

ENGLISH

ORAL:

Rhymes-

1. Look, It's Me!



2. I am special



3. Chubby Cheeks



Sentence Structure- I am a boy/girl.

Vocabulary Building-

School, Bus, Bag, Book, Pencil, Eraser, Sharpener

Recognition- A, B, C, D

WRITTEN:

Practicing Strokes- Standing, Sleeping, Standing, Curves and Circles

Workbook- Page no. 3 to 10

Rhymes- Look, It's Me!

<https://www.youtube.com/watch?v=XQhSv-7QrWs>

I am special

<https://www.youtube.com/watch?v=jc0m7bxZOQA>

Chubby Cheeks

<https://www.youtube.com/watch?v=y-tLLPifkYA>

Phonics Sound

<https://www.youtube.com/watch?v=hq3yfQnllfQ>

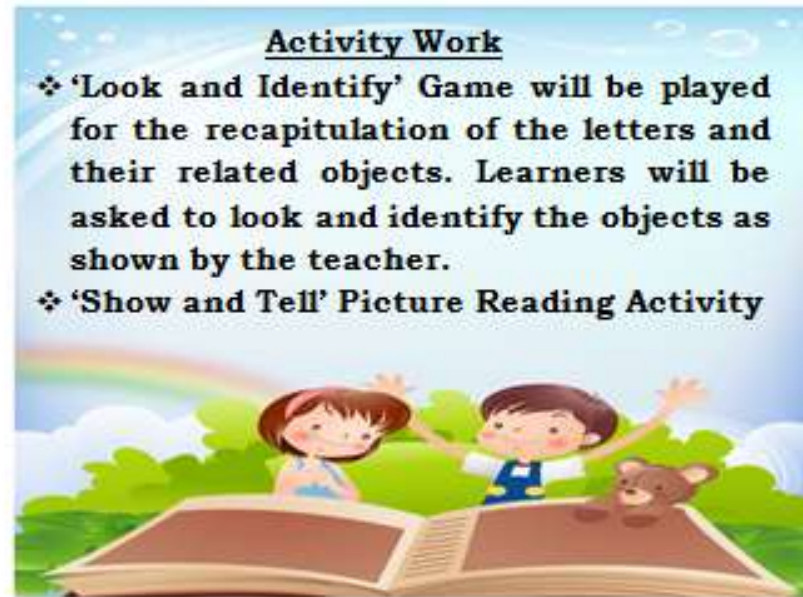
Alphabet Song

<https://www.youtube.com/watch?v=zAIX1V3IK5s>

Activity Work

❖ 'Look and Identify' Game will be played for the recapitulation of the letters and their related objects. Learners will be asked to look and identify the objects as shown by the teacher.

❖ 'Show and Tell' Picture Reading Activity



- ❖ Help your child in learning rhymes.
- ❖ Help your child in doing his/her homework.
- ❖ Motivate your child to use the vocabulary words in daily life.

Vocabulary Building-

School,



Bus,



Bag,



Book,











Pencil,









Eraser,

Sharpener



SUBJECTS	SYLLABUS	ACTIVITY + USE OF ICT	PARENTS INVOLVEMENT
 	<p><u>माँखिक:-</u>  <u>कविताएँ-</u>            1. माँ </p> <p>2. बादल </p> <p><u>स्वर वर्ण-</u> अ से ऊ तक  <u>वाक्य रचना-</u> मैं एक लड़का/लड़की हूँ।  <u>लिखित:-</u>  <u>आड़ी तिरछी रेखाएँ, गोलाकार एवं अर्द्धगोलाकार संरचनाएँ</u>  <u>अक्षर लेखन-</u> पेज नं. 7 से 14 तक</p>	<p><u>कविताएँ-</u>            1. माँ  <a href="https://www.youtube.com/watch?v=h770QGmK0Co">https://www.youtube.com/watch?v=h770QGmK0Co</a>  <u>स्वर वर्णमाला गीत</u>  <a href="https://www.youtube.com/watch?v=TM83zp1AkUM">https://www.youtube.com/watch?v=TM83zp1AkUM</a></p> 	<ul style="list-style-type: none"> <li>❖ बच्चों को स्वरों से संबंधित चित्र / वस्तुएँ पहचानने में सहायता करें।</li> <li>❖ बच्चों को कविता विभिन्न भावों तथा मुद्राओं सहित याद कराने के लिए प्रोत्साहित करें।</li> </ul>
	<p><u>ORAL:</u>            1. Counting from 1-10 </p> <p>2. Concepts- Big/Small, Fat/Thin</p>   <p><u>WRITTEN:</u>  <u>Lines and curves</u>  <u>Activity book-</u> Page no. 2 to 15</p>	<p><u>Counting Song</u>  <a href="https://www.youtube.com/watch?v=JTOMmZcJ2Vw">https://www.youtube.com/watch?v=JTOMmZcJ2Vw</a></p> <p><u>Introduction to Shapes through "Shapes song"</u>  <a href="https://www.youtube.com/watch?v=QBD7CB-rroo">https://www.youtube.com/watch?v=QBD7CB-rroo</a></p> <p><u>Activity Work</u></p> <ul style="list-style-type: none"> <li>❖ 'Look and Identify' Game related to 'Big-Small' objects, 'Fat-Thin' objects, 'Up-down' objects, etc.</li> <li>❖ Learners will be asked to count the objects asked by the educator.</li> </ul> 	<ul style="list-style-type: none"> <li>❖ Motivate your child in counting objects</li> <li>❖ Help your child in learning counting.</li> <li>❖ Help your child in doing his/her homework.</li> </ul>

SUBJECTS	SYLLABUS	ACTIVITY + USE OF ICT	PARENTS INVOLVEMENT
<b>ART &amp; CRAFT</b> 	<b>Page no. 1,2 and 3</b> (Squares, Rectangles and Triangles)  <b>Craft-</b> Straw Hut, Origami Cat	<b>Introduction to Shapes through "Shapes song"</b> <a href="https://www.youtube.com/watch?v=QBD7CB-rroc">https://www.youtube.com/watch?v=QBD7CB-rroc</a>  <b>Activity Work</b> <ul style="list-style-type: none"> <li>❖ 'Look and Identify' Shapes Game</li> <li>❖ 'Cut and Paste' Game of different objects.</li> </ul>	<ul style="list-style-type: none"> <li>❖ Help your child to identify the shapes of daily life objects.</li> </ul>
<b>GENERAL KNOWLEDGE</b>	<b>My Family and Parts of the body</b> 	<b>My Family</b> <a href="https://www.youtube.com/watch?v=KiBi9308h9o">https://www.youtube.com/watch?v=KiBi9308h9o</a> <b>Parts of the body</b> <a href="https://www.youtube.com/watch?v=SUt8o0EKbms">https://www.youtube.com/watch?v=SUt8o0EKbms</a> <b>Activity Work</b> <ul style="list-style-type: none"> <li>❖ Make a family tree pasting the photographs of your family members.</li> </ul>	<ul style="list-style-type: none"> <li>❖ Help your child to identify the body parts.</li> <li>❖ Help your child to identify the family members.</li> </ul>
<b>VALUE EDUCATION</b>	I love my parents.	<b>Moral Story</b> <a href="https://www.youtube.com/watch?v=MEVvl3jq_3c">https://www.youtube.com/watch?v=MEVvl3jq_3c</a>	<ul style="list-style-type: none"> <li>❖ Make your child learn the names of family members.</li> </ul>
<b>PHYSICAL EDUCATION</b>	Fun Games- Running, Jumping, Hopping	<b>DO EXERCISE THROUGH THIS LINK</b> <a href="https://www.youtube.com/watch?v=JoF_d5sgGgc">https://www.youtube.com/watch?v=JoF_d5sgGgc</a>	<ul style="list-style-type: none"> <li>❖ Take your child to a park and play some games.</li> </ul>
<b>DANCE</b>	1. Debbie Doo & Friends! - Let's Star Jump! 2. Bingo Song 3. <u>Lakdi ki kathi</u> 	1. Debbie Doo & Friends! - Let's Star Jump! <a href="https://www.youtube.com/watch?v=Qgq8nZqYNmE">https://www.youtube.com/watch?v=Qgq8nZqYNmE</a> 2. Bingo Song <a href="https://www.youtube.com/watch?v=29TR33mooUA">https://www.youtube.com/watch?v=29TR33mooUA</a> 3. <u>Lakdi ki kathi</u> <a href="https://www.youtube.com/watch?v=3bLfzgz-wO8">https://www.youtube.com/watch?v=3bLfzgz-wO8</a>	<ul style="list-style-type: none"> <li>❖ Help your child to learn good habits.</li> <li>❖ Help your child in participating in school activities.</li> </ul>
<b>MUSIC</b>	National Anthem, Gayatri Mantra 	<a href="https://www.youtube.com/watch?v=RqQ4asI70Bg">https://www.youtube.com/watch?v=RqQ4asI70Bg</a> <a href="https://www.youtube.com/watch?v=SPm-Qv5m39E">https://www.youtube.com/watch?v=SPm-Qv5m39E</a>	<ul style="list-style-type: none"> <li>❖ Help your child to learn the prayers.</li> </ul>
<b>MOTOR SKILL DEVELOPMENT</b>	1. How to do Namaste 2. How to walk in a straight line 3. How to sit gracefully on the chair 4. How to use the washroom and wash hands	<b>REFER THIS LINK</b> <a href="https://www.youtube.com/watch?v=wh6gt3IkRKk">https://www.youtube.com/watch?v=wh6gt3IkRKk</a>	<ul style="list-style-type: none"> <li>❖ Help your child in practicing these skills at home.</li> </ul>
<b>LANGUAGE DEVELOPMENT</b>	<b>This is my school.</b>	<b>MY SCHOOL-</b> <a href="https://www.facebook.com/watch/?v=2531631197059981">https://www.facebook.com/watch/?v=2531631197059981</a>	<ul style="list-style-type: none"> <li>❖ Make your child to learn the name of school.</li> </ul>

SUBJECTS	SYLLABUS	ACTIVITY + USE OF ICT	PARENTS INVOLMENT
CONVERSATION	<b>ENGLISH CONVERSATION</b> 1. What is your name? Ans. My name is _____ 2. How are you? Ans. I am fine, thank you. 3. How old are you? Ans. I am 3 years old.	<b>HINDI CONVERSATION</b> 1. आपका क्या नाम है? ज- मेरा नाम _____ है। 2. आप कितने वर्ष के हैं? ज- मैं तीन वर्ष का हूँ। 3. आप कैसे हैं? ज- मैं अच्छा/अच्छी हूँ।	♦ Help your child in learning conversation questions.
	<b>March</b> -Make Holi Greeting, Rhymes Recitation, <b>April</b> -Baisakhi Celebration, Earth Day Celebration- Crown Making with leaves		

## ALPHABETS



### A B C SONG

A B C D E F G  
 Come and Sing along with me  
 H I J K L M N O P  
 Tell me what you want to be  
 Q R S T U V W X Y Z  
 Now I know my A B C

