









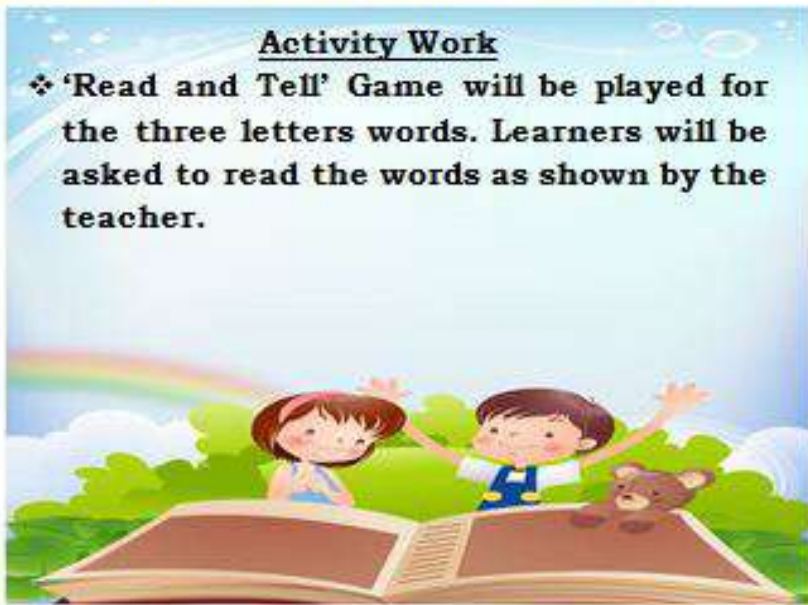
# GREENWOOD PUBLIC SCHOOL






## ADITYAPURAM, GWALIOR SYLLABUS FOR THE MONTH OF JULY

SESSION 2022-23

CLASS-UKG

SUBJECTS	SYLLABUS	ACTIVITY + USE OF ICT	PARENTS INVOLMENT
<p><b>ENGLISH</b></p>     	<p><b>ORAL:</b></p> <p><u>Rhymes-</u> 1. Puppet Clown</p>  <p>2. Little boy Sunny</p> <p><u>Sentence Structure-</u> 1. I study in UKG class. 2. The name of my school is Greenwood Public School.</p> <p><u>Reading-</u> English Primer Page no. 3-14</p> <p><u>Vocabulary Building-</u> Hospital, Garden, Temple, Police Station, Church</p> <p><b>WRITTEN:</b></p> <p><u>Workbook-</u> (Happy Letters)- Page no. 19 to 27</p> <p>Revision of Capital Cursive Letters A-Z, Sound of vowels a, e</p>	<p><u>Rhymes-</u></p> <p><u>Puppet Clown</u> <a href="https://youtu.be/OAy8IDBNIEs">https://youtu.be/OAy8IDBNIEs</a></p> <p><u>Phonics Sound</u> <a href="https://www.youtube.com/watch?v=hq3vfQnllfQ">https://www.youtube.com/watch?v=hq3vfQnllfQ</a></p> <p><u>Vowels Song</u> <a href="https://www.youtube.com/watch?v=RUSCz41aDug">https://www.youtube.com/watch?v=RUSCz41aDug</a></p> <p><u>Sound of 'a'</u> <a href="https://www.youtube.com/watch?v=Sno15qcDEr4">https://www.youtube.com/watch?v=Sno15qcDEr4</a></p> <p><b>Activity Work</b></p> <p>❖ 'Read and Tell' Game will be played for the three letters words. Learners will be asked to read the words as shown by the teacher.</p> 	<p>❖ Help your child in learning rhymes.</p> <p>❖ Help your child in doing his/her homework.</p> <p>❖ Motivate your child to read three letter words daily at home.</p>

SUBJECTS	SYLLABUS	ACTIVITY + USE OF ICT	PARENTS INVOLMENT
	<p><b>कविताएँ—</b>  <b>1. लाला जी ने केला खाया</b>      <b>2. मोबाइल फोन</b></p>  <p><b>पढ़न पाठन—</b> स्वर वर्ण— अ से अ: तक, व्यंजन— क से ज्ञ तक, पृष्ठ क्रमांक— 5 से 7</p> <p><b>वाक्य रचना—</b> मैं यू.के.जी. कक्षा में पढ़ता/पढ़ती हूँ।  मैं ग्रीनवुड पब्लिक स्कूल में पढ़ता/पढ़ती हूँ।</p> <p style="text-align: center;"><b>लिखित:—</b></p> <p><b>अभ्यास पुस्तक—</b> पाठ— 5 से 13 तक, वर्णमाला  दो वर्णों से बने शब्द, तीन वर्णों से बने शब्द, चार वर्णों से बने शब्द, आ की मात्रा वाले शब्द, इ की मात्रा वाले शब्द, <b>सुलेख सुघा—</b> पृष्ठ क्रमांक—7-11</p>	<p><b>कविताएँ—</b>  <b>1. लाला जी ने केला खाया</b>  <a href="https://youtube.com/watch?v=pkjKMLtiemg&amp;feature=share">https://youtube.com/watch?v=pkjKMLtiemg&amp;feature=share</a></p> <p><b>वर्णमाला</b>  <a href="https://www.youtube.com/watch?v=GBWGNvHsiFs">https://www.youtube.com/watch?v=GBWGNvHsiFs</a>  <b>दो अक्षर वाले शब्द</b>  <a href="https://www.youtube.com/watch?v=eliahBq52t0">https://www.youtube.com/watch?v=eliahBq52t0</a>  <b>तीन अक्षर वाले शब्द</b>  <a href="https://www.youtube.com/watch?v=3avCy9Kd1Og">https://www.youtube.com/watch?v=3avCy9Kd1Og</a>  <b>चार अक्षर वाले शब्द</b>  <a href="https://www.youtube.com/watch?v=V86T7a6rArs">https://www.youtube.com/watch?v=V86T7a6rArs</a>  <b>बिना मात्रा वाले शब्दों से बने वाक्य</b>  <a href="https://www.youtube.com/watch?v=tlSXv6wpPbQ">https://www.youtube.com/watch?v=tlSXv6wpPbQ</a></p>  <p style="text-align: center;"><b>Activity Work</b></p> <ul style="list-style-type: none"> <li>❖ कविताओं को सस्वर वाचन</li> <li>❖ 'देखो और बताओ' खेल से चित्रों को पहचानकर बताएँ।</li> <li>❖ 'देखो और बताओ' खेल के जरिए बिना मात्रा वाले शब्दों को पहचानें एवं बताइए।</li> </ul>	<ul style="list-style-type: none"> <li>❖ बच्चों को बिना मात्रा वाले शब्दों को पढ़ने में सहायता करें।</li> <li>❖ बच्चों को कविता विभिन्न भावों तथा मुद्राओं सहित याद कराने के लिए प्रोत्साहित करें।</li> </ul>



SUBJECTS	SYLLABUS	ACTIVITY + USE OF ICT	PARENTS INVOLMENT
	<p style="text-align: center;"><b>ORAL:</b></p> <p>1. Counting from 1-150</p>  <p>2. Tables of 3 and 4</p> <p>3. Number names from 1 to 30</p> <p style="text-align: center;"><b>WRITTEN:</b></p> <p>Counting from 101 to 150 Number names from 11 to 20 Backward Counting- 20 to 1, After, Before, Between, Put the correct sign &gt;, &lt;, =, Table of 3</p>	<p><b>Counting-</b> <a href="https://www.youtube.com/watch?v=B5iAW-jnkPw">https://www.youtube.com/watch?v=B5iAW-jnkPw</a></p> <p><b>Table of 2-</b> <a href="https://www.youtube.com/watch?v=VKJ9cCOgPdc">https://www.youtube.com/watch?v=VKJ9cCOgPdc</a></p> <p><b>Table of 3-</b> <a href="https://www.youtube.com/watch?v=v10unhK-3uU">https://www.youtube.com/watch?v=v10unhK-3uU</a></p> <p><b>Number Names</b> <a href="https://www.youtube.com/watch?v=LyvO6pc7JSA">https://www.youtube.com/watch?v=LyvO6pc7JSA</a></p> <div style="border: 1px dotted black; padding: 10px; text-align: center;"> <p><b>Activity Work</b></p> <ul style="list-style-type: none"> <li>❖ 'Look and Identify' Number Game</li> <li>❖ 'Count and Tell' Game. Learners will be asked to count the objects asked by the educator.</li> <li>❖ 'Dodging' Game from the table of 2 and 3</li> </ul> </div>	<ul style="list-style-type: none"> <li>❖ Motivate your child in counting objects</li> <li>❖ Help your child in learning counting.</li> <li>❖ Help your child in doing his/her homework.</li> </ul>
<p><b>EVS</b></p> 	<p style="text-align: center;"><b>ORAL:</b></p> <p>1. Some Facts about me 2. The Human Body</p> <p style="text-align: center;"><b>WRITTEN:</b></p> <p>1. Some Facts about me 2. The Human Body (Tick the correct option, Matching, fill in the blanks)</p>	<p><b>The Human Body</b> <a href="https://www.youtube.com/watch?v=SUt8c0EKbms">https://www.youtube.com/watch?v=SUt8c0EKbms</a></p> <p><b>Good Habits and Good Manners</b> <a href="https://www.youtube.com/watch?v=gwEgTOxZgw8">https://www.youtube.com/watch?v=gwEgTOxZgw8</a></p>	<ul style="list-style-type: none"> <li>❖ Help your child in doing his/her homework.</li> <li>❖ Help your child to identify the body parts and ask their functions.</li> <li>❖ Help your child to learn good habits.</li> </ul>
<p><b>ART &amp; CRAFT</b></p> 	<p><b>Page no. 3 to 6</b> (Crayon Colours, A design, Lime Juice, Landscape)</p> <p><b>Craft-</b> Straw Hut, Origami Cat</p>	<p><b>Introduction to Shapes through "Shapes song"</b> <a href="https://www.youtube.com/watch?v=QBD7CB-rroc">https://www.youtube.com/watch?v=QBD7CB-rroc</a></p>	<ul style="list-style-type: none"> <li>❖ Help your child to identify the <u>colours</u> of daily life objects.</li> </ul>



SUBJECTS	SYLLABUS	ACTIVITY + USE OF ICT	PARENTS INVOLVEMENT
GENERAL KNOWLEDGE	Myself, The Family 	My Family <a href="https://www.youtube.com/watch?v=KiBi9308h9o">https://www.youtube.com/watch?v=KiBi9308h9o</a>  <b>Activity Work</b> ❖ Make a family tree. Paste photographs of your family members.	❖ Help your child identify the family members.
VALUE EDUCATION	Obey your elders	<b>Moral Story</b> <a href="https://www.youtube.com/watch?v=zixvFCKEGgM">https://www.youtube.com/watch?v=zixvFCKEGgM</a>	❖ Teach your child to obey the elders.
PHYSICAL EDUCATION	Fun Games- Running, Jumping, Hopping, Skipping	<b>DO EXERCISE THROUGH THIS LINK</b> <a href="https://www.youtube.com/watch?v=Jof_d5sgGgc">https://www.youtube.com/watch?v=Jof_d5sgGgc</a>	❖ Take your child to a park and play some games.
DANCE	1. Debbie Doo & Friends! - Let's Star Jump! 2. Bingo Song 3. Lakdi ki kathi 	1. Debbie Doo & Friends! - Let's Star Jump! <a href="https://www.youtube.com/watch?v=Ogo8nZqYNmE">https://www.youtube.com/watch?v=Ogo8nZqYNmE</a> 2. Bingo Song <a href="https://www.youtube.com/watch?v=29TR33moqUA">https://www.youtube.com/watch?v=29TR33moqUA</a> 3. Lakdi ki kathi <a href="https://www.youtube.com/watch?v=3bLfgZ-wO8">https://www.youtube.com/watch?v=3bLfgZ-wO8</a>	❖ Motivate your child to participate in school activities.
MUSIC	National Anthem, Gayatri Mantra 	<a href="https://www.youtube.com/watch?v=RqQ4asI70Bg">https://www.youtube.com/watch?v=RqQ4asI70Bg</a> <a href="https://www.youtube.com/watch?v=SPm-Qy5m39E">https://www.youtube.com/watch?v=SPm-Qy5m39E</a>	❖ Help your child to learn the prayers.
MOTOR SKILL DEVELOPMENT	1. How to do Namaste? 2. How to walk in a straight line? 3. How to sit gracefully on the chair? 4. How to use the washroom and wash hands?	<b>REFER THIS LINK</b> <a href="https://www.youtube.com/watch?v=wh6gt3IkRKk">https://www.youtube.com/watch?v=wh6gt3IkRKk</a>	❖ Help your child in practicing these skills at home.
LANGUAGE DEVELOPMENT	Welcome to the class!, Nice to meet you!, Have a nice day!		
CONVERSATION	<b>ENGLISH CONVERSATION</b> 1. Where do you live? Ans. I live in Gwalior. 2. What is the name of your class teacher? Ans. The name of my class teacher is Ms. Anshu Singh. 3. What is the name of your Principal? Ans. The name of my Principal is Ms. Vanchana Badmera. 4. What is the name of your School Director? Ans. The name of my School Director is Mrs. Kiran Singh Bhadoriya.	<b>HINDI CONVERSATION</b> 1. आप कहाँ रहते हो? उ- मैं ग्वालियर में रहता/रहती हूँ। 2. आपकी कक्षा अध्यापिका का क्या नाम है? उ- मेरी कक्षा अध्यापिका का नाम अंशु सिंह है। 3. आपकी स्कूल प्रधानाचार्या का क्या नाम है? उ- मेरी स्कूल प्रधानाचार्या का नाम वंचना बाडमेर है। 4. आपकी स्कूल संचालिका का क्या नाम है? उ- मेरी स्कूल संचालिका का नाम श्रीमती किरन भदोरिया है।	❖ Help your child in learning conversation questions.
	<b>July-</b> Tearing & Pasting Paper & Pencil Shavings Activity (08/07/2022), Fireless Cooking-Making Rasna/Lemonade (15/07/2022), Mango Day Celebration (22/07/2022) Visit to Vegetable Market (29/07/2022)		