











**GREENWOOD PUBLIC SCHOOL, ADITYAPURAM**  
**OUR MOTTO - DEVELOPMENT WITH DELIGHT**  
**SYLLABUS FOR THE MONTH OF AUGUST 2017-18**  
**CLASS-NURSERY**



<b><u>SUBJECTS</u></b>	<b><u>TOPICS</u></b>	<b><u>ACTIVITY+USE OF ICT</u></b>	<b><u>PARENTS INVOLVEMENT</u></b>
<b><u>English</u></b>	<b>Oral(Rhymes):</b> Roses are red, Rain rain go away <b>Written:</b> Alphabets –B,C,D & <b>Revision</b> – A-D <b>Recognition:</b> Alphabets – A to L <b>Workbook</b> – Page No. 8-11 	 PPT on letters A-L Rhymes on extra marks	Help your child in learning rhymes and words like apple , ball , cat.....
<b><u>Hindi</u></b>	<b>Oral (dfor,sa) :</b> xqCckjk] gk] tk <b>Written:</b> v{kj v ls b rd <b>Recognition:</b> Loj v & Å <b>Workbook:</b> ist ua- 8&11 	<b>Extra marks</b> o.kZekyk (v ls m) dfor,sa	dfor,sa ;kn djok,Wa ] rFkk Lojksa dh igpku djok,W!
<b><u>Maths</u></b>	<b>Oral:</b> Counting 1-15 <b>Written:</b> Digit 3, 4 <b>Workbook:</b> Page No. 11-14 	<b>Extra marks</b> Counting 1-15	Help your child in recognizing The digits
<b><u>G.K.</u></b>	Fruits Name, Vegetables Name, Colours Name- Red, Blue, Yellow, Black. 	PPT on fruits vegetables and colours	Take your child to the market and help him/her recognize fruits , vegetables and their colours
<b><u>Drawing</u></b>	Pg. No. 5, 6 	.....	.....
<b><u>V.E.</u></b>	Always speak the truth	.....	Encourage your child to speak the truth
<b><u>Music / Dance</u></b>	Patriotic Song 	song	Motivate your child to sing
<b><u>Language Development</u></b>	<b>Use of these sentences :</b> Open your bag. Take out your notebook. 	.....	Use these sentences with children at home

**ENGLISH CONVERSATION**



**Q.1 What is your Name?**

Ans. My Name is.....

**Q.2 In which class do you study?**

Ans. I study in Nursery class.

**Q.3 How old are you?**

Ans. I am three years old.



**Q.4 What is the name of your school?**

Ans. The name of my school is Greenwood Public School.

**Q.5. How are you?**

Ans. I am fine, thank you.



**ACTIVITY PLANNER**


**Work Education**  
**Literacy and Creative**  
**Health and Wellness**

Rakhi Making / Hand Print Activity  
Hindi Recitation  
Yoga



**Eco-club Activity**  
**Performing Arts**  
**Visit**

Importance of Trees  
Rakhi Song  
To vegetable market



**GUIDELINES FOR PARENTS TO HELP YOUR CHILD IN THEIR HOMEWORK**

- Know the teachers — and what they're looking for.** Attend school events, such as parent-teacher conferences, to meet your child's teachers. Ask about their homework policies and how you should be involved.
- Set up a homework-friendly area.** Make sure kids have a well-lit place to complete homework. Keep supplies — paper, pencils, glue, scissors — within reach.
- Schedule a regular study time.** Some kids work best in the afternoon, following a snack and play period; others may prefer to wait until after dinner.
- Help them make a plan.** On heavy homework nights or when there's an especially hefty assignment to tackle, encourage your child break up the work into manageable chunks. Create a work schedule for the night if necessary — and take time for a 15-minute break every hour, if possible.
- Keep distractions to a minimum.** This means no TV, loud music, or phone calls. (Occasionally, though, a phone call to a classmate about an assignment can be helpful.)
- Make sure kids do their own work.** They won't learn if they don't think for themselves and make their own mistakes. Parents can make suggestions and help with directions. But it's a kid's job to do the learning.
- Be a motivator and monitor.** Ask about assignments, quizzes, and tests. Give encouragement, check completed homework, and make yourself available for questions and concerns.
- Set a good example.** Do your kids ever see you diligently balancing your budget or reading a book? Kids are more likely to follow their parents' examples than their advice.
- Praise their work and efforts.** Post an aced test or art project on the refrigerator. Mention academic achievements to relatives.

10. **If there are continuing problems with homework, get help.** Talk about it with your child's teacher. Some kids have trouble seeing the board and may need glasses; others might need an evaluation for a learning problem or attention disorder.