






GREENWOOD PUBLIC SCHOOL, ADITYAPURAM
OUR MOTTO - DEVELOPMENT WITH DELIGHT
SYLLABUS FOR THE MONTH OF JANUARY 2016-17
CLASS-NURSERY



SUBJECTS	TOPICS	ACTIVITY+USE OF ICT	PARENTS INVOLVEMENT
English	Oral(Rhymes): Cobbler-Cobbler; One, Two Buckle..; Little Scholar, Humpty-Dumpty Written: Alphabets –Y, Z & Revision – A-Z Recognition: Alphabets – A to Z	PPT on letters K to T Rhymes on Extramarks 	Help your child in learning rhymes & things related to alphabets.
Hindi	Oral(dfork,sa): f[kykSus] ikdZ Written: v{kj v ls v% rd Recognition: v{kj v ls v%	Extramarks Loj& v ls v% rd] dfork,sa] Qyksa] lfCt;ksa o jaxksa ds uke	gko&Hkko lfgr dfork,sa djk,sa
Maths	Oral: Counting 1-50 Written: Digits 1-20 19-20 & Revision 1-20	Counting 1-50 	Motivate your child to count the things.
G.K.	Body Parts (Eyes, Ears, Nose, Head, Fingers, Hands, Legs), Fruits Name, Vegetables Name, Animals Name, Birds Name, Means of Transport	Birds, Fruits, Vegetables, Animals, Means of Transport on Extramarks	Encourage your child to learn the names.
Art & Craft	Cotton Pasting, Drawing- Pg. No. 10,11,12,13	Showing some drawings on extramarks	Encourage your child to draw any thing of his/her choice.
V.E.	Always speak the truth		Tell your child to be polite and love animals.
Language Development	Use of these sentences : Let's Play, Come with me, Please help me, I am hungry, Tie my shoelace, Open my lunch box, I am eating, I am drinking water, I am going home, I am writing, I am learning		Help your child to use these sentences at home also.

ENGLISH CONVERSATION

Q.1 How many brothers and sisters do you have? Ans. I havebrothers andsisters. Q.2 Do you have any pet? Ans. Yes, I have a dog, cat, rabbit..... Q.3 Which is your favourite colour. Ans. My favourite colour is red, blue.....	 	Q.4 Which is your favourite animal? Ans. My favourite animal is cow, dog, cat..... Q.5 When is your Birthday ? Ans. My Birthday is on.....	
---	---	---	---





GUIDELINES FOR PARENTS TO HELP YOUR CHILD IN THEIR HOMEWORK

1. **Know the teachers — and what they're looking for.** Attend school events, such as parent-teacher conferences, to meet your child's teachers. Ask about their homework policies and how you should be involved.
2. **Set up a homework-friendly area.** Make sure kids have a well-lit place to complete homework. Keep supplies — paper, pencils, glue, scissors — within reach.
3. **Schedule a regular study time.** Some kids work best in the afternoon, following a snack and play period; others may prefer to wait until after dinner.
4. **Help them make a plan.** On heavy homework nights or when there's an especially hefty assignment to tackle, encourage your child break up the work into manageable chunks. Create a work schedule for the night if necessary — and take time for a 15-minute break every hour, if possible.
5. **Keep distractions to a minimum.** This means no TV, loud music, or phone calls. (Occasionally, though, a phone call to a classmate about an assignment can be helpful.)
6. **Make sure kids do their own work.** They won't learn if they don't think for themselves and make their own mistakes. Parents can make suggestions and help with directions. But it's a kid's job to do the learning.
7. **Be a motivator and monitor.** Ask about assignments, quizzes, and tests. Give encouragement, check completed homework, and make yourself available for questions and concerns.
8. **Set a good example.** Do your kids ever see you diligently balancing your budget or reading a book? Kids are more likely to follow their parents' examples than their advice.
9. **Praise their work and efforts.** Post an aced test or art project on the refrigerator. Mention academic achievements to relatives.
10. **If there are continuing problems with homework, get help.** Talk about it with your child's teacher. Some kids have trouble seeing the board and may need glasses; others might need an evaluation for a learning problem or attention disorder.



GREENWOOD PUBLIC SCHOOL, ADITYAPURAM
OUR MOTTO - DEVELOPMENT WITH DELIGHT
SYLLABUS FOR THE MONTH OF JANUARY 2016-17
CLASS-L.K.G.



SUBJECTS	TOPICS	ACTIVITY+USE OF ICT	PARENTS INVOLVEMENT
English	Oral: Rhymes-Two Little Black Birds, Little Boy Blue, A Thunderstorm, My self Reading- Three Letters Words, Use of This, That, It, In, On, Under; Yes, No Written: Dictation, Three Letter Words, Singular Plural, Revision of small cursive letters (<i>a to z</i>), Use of This, That, It, In, On, Under; Yes, No, My Self	Extramarks PPT on Singular/Plural Cursive letters 	Help your child in learning cursive letters and singular/plural
Hindi	Oral : dfork, j & vkyw&dpkyw csVk dgk; x, Fks] esa<+d th] vPNs cPps vkSj eksj O;atu o.kZ& d ls K rd] iBu&ikBu&nks]rhu vkSj pkj o.kksZa ls cus 'kCnksa dkA Written : O;atu % d ls K rd dk iqu% vH;kl Jqrys[k] [kkyh Lfkkku HkjsA nks&rhu vkSj pkj o.kksZa ls cus 'kCnA	O;atu o.kZ d ls J rd vkSj dfork, j 	O;atu o.kksZ dk vH;kl vkSj dforkvksa dks daBLFk djok, jA
Maths	Oral : Tables 2-5, Counting 101 – 150, Number names 1 - 20 Written : Counting 1 -150, Table of 2-5, Number Names 11-20, Reverse Counting from 50 – 1, Dictation, Subtraction, Indian Coins, Time	Tables 2 to 4 Backward Counting 	Help your child in learning tables and numbers name. 
G.K.	Oral : <u>Animals and their homes:</u> Lion-Den, Cow-Shed, Bird-Nest, Dog-Kennel, Hen-Coop, Horse-Stable <u>Animals and their babies:</u> Cat-Kitten, Cow-Calf, Goat-Kid, Sheep-Lamb, Lion-Cub	PPT on sounds of animals	Motivate your child to play outdoor games.
Art & Craft	Page no. 22-24	Showing some drawings on extramarks	Encourage your child to draw any thing of his/her choice.
Music / Dance	Patriotic Song	-	Motivate your child to sing 2-3 lines of any song of his/her choice.
V.E.	We should love and take care of animals	-	Teach your child never to tell a lie.
Sports	Running and zig-zag running, Kick the Ball, Passing the ball	-	Play any sports or game with your child.
Language Development	Use of these sentences: Let's Play, Come with me, Please help me, I am hungry, Do your work, Tie my shoelace, Open my lunch box, I am eating, I am drinking water, I am going home, I am writing, I am learning	-	Help your child to use these sentences at home also.

English Conversation

Q.1 How many brothers and sisters do you have?

Ans. I havebrothers andsisters.

Q.2 Do you have any pet?

Ans. Yes, I have a dog, cat, rabbit.....

Q.3 Which is your favourite colour.

Ans. My favourite colour is red, blue.....

Q.4 Which is your favourite animal?

Ans. My favourite animal is cow, dog, cat.....

Q.5 When is your Birthday ?

Ans. My Birthday is on.....



Hindi Conversation

ç-1 vkids fdrus HkkbZ cgu gSA

m- esjs -----HkkbZ-----cgu gSaA

iz-2 vkids ifjokj esa fdrus yksx gSaA

m- esjs ifjokj esa -----yksx gSaA

iz-3 vkidk ?kj dgkj gSaA

m- esjk ?kj -----gSA

iz-4 vki dSls gSaA

m- eSa vPNk@vPNh gwjA /kU;okn

iz-5 D;k vkids nknk vkSj nknh vkids lkFk jgrs gSaA

m- gka@ ugha esjs nknk nknh gekjs lkFk @lkFk ugha jgrs gSaA






GUIDELINES FOR PARENTS TO HELP YOUR CHILD IN THEIR HOMEWORK



- 1. Know the teachers — and what they're looking for.** Attend school events, such as parent-teacher conferences, to meet your child's teachers. Ask about their homework policies and how you should be involved.
- 2. Set up a homework-friendly area.** Make sure kids have a well-lit place to complete homework. Keep supplies — paper, pencils, glue, scissors — within reach.
- 3. Schedule a regular study time.** Some kids work best in the afternoon, following a snack and play period; others may prefer to wait until after dinner.
- 4. Help them make a plan.** On heavy homework nights or when there's an especially hefty assignment to tackle, encourage your child break up the work into manageable chunks. Create a work schedule for the night if necessary — and take time for a 15-minute break every hour, if possible.
- 5. Keep distractions to a minimum.** This means no TV, loud music, or phone calls. (Occasionally, though, a phone call to a classmate about an assignment can be helpful.)
- 6. Make sure kids do their own work.** They won't learn if they don't think for themselves and make their own mistakes. Parents can make suggestions and help with directions. But it's a kid's job to do the learning.
- 7. Be a motivator and monitor.** Ask about assignments, quizzes, and tests. Give encouragement, check completed homework, and make yourself available for questions and concerns.
- 8. Set a good example.** Do your kids ever see you diligently balancing your budget or reading a book? Kids are more likely to follow their parents' examples than their advice.
- 9. Praise their work and efforts.** Post an aced test or art project on the refrigerator. Mention academic achievements to relatives.
- 10. If there are continuing problems with homework, get help.** Talk about it with your child's teacher. Some kids have trouble seeing the board and may need glasses; others might need an evaluation for a learning problem or attention disorder.



GREENWOOD PUBLIC SCHOOL, ADITYAPURAM
OUR MOTTO - DEVELOPMENT WITH DELIGHT
SYLLABUS FOR THE MONTH OF JANUARY 2016-17
CLASS-U.K.G.



<u>SUBJECTS</u>	<u>TOPICS</u>	<u>ACTIVITY+USE OF ICT</u>	<u>PARENTS INVOLVEMENT</u>
<u>ENGLISH</u>	Oral : Rhymes-Zoo, Miss polly had a dolly, The circus show Revision of all rhymes Reading : Complete revision of pg. No. 5 to 54 Written : Story Composition-Pg. no 63 in text Book Complete revision of syllabus given in the month of Oct. to Dec.	Extramarks Gender Use of She Story Competition, Bela loves butterflies	Help your child in learning rhymes. 
<u>HINDI</u>	ekSf[kd % dgkuh&ck?k vkSj cdjh] dfork,j iqu% vH;kl fyf[kr % vks ls v% rd dh ek=kvksa okys 'kCn] okD;ksa] iz'uksÙkj] dgkuh& ,d ls nks] fxurh& 1 ls 20] Qwyksa ds uke	Extramarks Qyksa o lfCt;ksa ds uke	gko&Hkko lfgr dfork,sa dj,sa
<u>MATHS</u>	Oral : Tables from 2 to 10, Number names 71-100, Time, Counting 301-400 Written : Number names 91-100, Month Names, Time, How many patterns? Multiplication Tables 2 to 10	Extramarks Day Names, Number Names, Tables	Help your child in learning tables. 
<u>E.V.S.</u>	Oral : Lesson 14 & 15 Written : Lesson-14 Air, Water and Weather, Lesson-15 Season Complete revision of syllabus given in month of Oct. to Dec.	Extramarks PPT on Animals and Festivals Name	Help your child in learning. 
<u>STORY</u>	The Ant and the Dove, Two Cats	-	-
<u>DRAWING</u>	Pg. No. 17,18,19,24	 Showing some drawings on extramarks	Encourage your child to draw any thing of his/her choice.
<u>G.K.</u>	Q.1 When do we see sun in the sky? Ans. We see the sun in the day time. Q.2 When does the moon shine? Ans. The moon shines at night Q.3 What does the sun give us? Ans. The sun gives us heat and light. Q.4 What is the shape of the Earth? Ans. The earth is round in shape. Q.5 In which season do we see the rainbow? Ans. We see the rainbow in the rainy season. Q.6 In which season it is very cold? Ans. It is cold in winter season. Q.7 In which season it is very hot? Ans. It is hot in summer season.		Help your child in learning G.K. Questions and Answers

<u>MUSIC/DANCE</u>	Music : Jingle Bell Jingle Bell..., Mere Achhe Chanda Mama, Dance : Lungi Dance..., Hum Logo ko samajh sako to...	- 	Motivate your child to sing 2-3 lines of any song of his/her choice.
<u>V.E.</u>	1. Be honest and help people in need.	-	Help your child to follow these sentences.
<u>GROUP DISCUSSION</u>	Daily Routine, My Ambition in life		Help in learning the poem.
<u>SPORTS</u>	Outdoor games		Play any sport or game with your child.
<u>LANGUAGE DEVELOPMENT</u>	Use of these sentences : Let's Play, Come with me, Please help me, I am hungry, Do your work, Tie my shoelace, Open my lunch box, I am eating, I am drinking water, I am going home, I am writing, I am learning		Help your child to use these sentences at home also.

English Conversation

Q.1 Which month is running now? Ans. January	Q.5 When do we celebrate New Year? Ans. 1 st January
Q.2 Where do you throw waste paper in the class? Ans. We throw waste paper in the dustbin kept in the class.	Q.6 Which festival is called the harvest festival? Ans. Makar Sankranti and Baishakhi
Q.3 When should we get up in the morning? Ans. We should get up early in the morning at 5:00am.	Q.7 When do we celebrate Republic Day? Ans. It is celebrated on 26 th January
Q.4 How many times a day should we brush our teeth? Ans. We should brush our teeth twice a day.	Q.8 What do we get from plants? Ans. We get food, air, paper from plants.
	Q.9 What does the sun give us. Ans. The sun gives us heat and light.

GUIDELINES FOR PARENTS TO HELP YOUR CHILD IN THEIR HOMEWORK

- 1. Know the teachers — and what they're looking for.** Attend school events, such as parent-teacher conferences, to meet your child's teachers. Ask about their homework policies and how you should be involved.
- 2. Set up a homework-friendly area.** Make sure kids have a well-lit place to complete homework. Keep supplies — paper, pencils, glue, scissors — within reach.
- 3. Schedule a regular study time.** Some kids work best in the afternoon, following a snack and play period; others may prefer to wait until after dinner.
- 4. Help them make a plan.** On heavy homework nights or when there's an especially hefty assignment to tackle, encourage your child break up the work into manageable chunks. Create a work schedule for the night if necessary — and take time for a 15-minute break every hour, if possible.
- 5. Keep distractions to a minimum.** This means no TV, loud music, or phone calls. (Occasionally, though, a phone call to a classmate about an assignment can be helpful.)
- 6. Make sure kids do their own work.** They won't learn if they don't think for themselves and make their own mistakes. Parents can make suggestions and help with directions. But it's a kid's job to do the learning.
- 7. Be a motivator and monitor.** Ask about assignments, quizzes, and tests. Give encouragement, check completed homework, and make yourself available for questions and concerns.
- 8. Set a good example.** Do your kids ever see you diligently balancing your budget or reading a book? Kids are more likely to follow their parents' examples than their advice.
- 9. Praise their work and efforts.** Post an ailed test or art project on the refrigerator. Mention academic achievements to relatives.
- 10. If there are continuing problems with homework, get help.** Talk about it with your child's teacher. Some kids have trouble seeing the board and may need glasses; others might need an evaluation for a learning problem or attention disorder.